



**McAuley  
Community  
School**

A Catholic school  
in the Mercy tradition

# **SCHOOL PERFORMANCE REPORT**

## **2024**

# Annual Report 2024

Hello and thank you for taking a moment to read through the Annual Report for the 2024 school year at McAuley Community School. I am extremely grateful for the opportunity to be the principal of the school and am proud of its achievements and look forward to the years ahead.

**Sean Hill**  
**Principal**

## LOCAL COMMUNITY CONTEXT

The Brighton Parish Vision statement is "To be a people of God working together to build a caring faith-filled community."

Brighton Parish is a well-established and welcoming parish located in this southern beach suburb of Adelaide. Pastoral care and outreach to the local community are key elements of the parish, with over thirty active groups in the parish who are affirmed and supported, by the Parish Team and Parish Pastoral Council. Father Michael Kyumu is the Parish Priest.

Situated thirteen kilometres from the city of Adelaide, the suburb of Hove is located within the City of Holdfast Bay. It lies on the arterial Lonsdale/Brighton Road, which connects the southern suburbs of Adelaide to the Western suburbs and the city via Marion Road, South Road and Anzac Highway.

The City of Holdfast Bay is a predominantly residential area, with some commercial land use in Brighton and Glenelg, and a light industrial area in Somerton Park.

Hove is close to Flinders University, Flinders Hospital and the new Tonsley Innovation Precinct. These locations can be accessed from Hove in less than 10 minutes via Sturt Road, which lies adjacent to Brighton Road in Brighton. Access to this area and commuting to the city is being significantly improved through the Darlington Upgrade Project.

The City of Holdfast Bay includes the suburbs of Brighton, Glenelg, Glenelg East, Glenelg North (part), Glenelg South, Hove, Kingston Park, North Brighton, Seacliff, Seacliff Park (part), Somerton Park and South Brighton.

## Southwest Adelaide

Schools in the Southwest of Adelaide share a long history since 1978 of working collaboratively to provide an agreed R-12 pathway through the years of schooling for their students.

The New Vision and Implementation Plan for Catholic Education in Southwest Adelaide builds on the foundation of the existing collaboration and goodwill between the schools in the Southwest. It retains their commitment to student pathways and to include Year 6 students in R-5 primary schools. It builds on these initiatives to provide an even stronger focus on student learning and identity, quality teaching and staff professional learning.

Catholic Schools in Southwest Adelaide	
Cabra Dominican College, Cumberland Park	School of the Nativity, Aberfoyle Park
Christ the King School, Warradale	St Bernadette's School, St Marys
McAuley Community School, Hove	St John the Baptist Catholic School, Plympton
Our Lady of Grace School, Glengowrie	St Martin De Porres School, Sheidow Park
Sacred Heart College, Mitchell Park and Somerton Park	St Mary's Memorial School, Glenelg
St Anthony's School, Edwardstown	Stella Maris Parish School, Seacombe Garden

In 2024, McAuley underwent significant capital works, Neighbourhood Enhancement Project. In collaboration with Stallard Meek Flightpath Architects and Mossop Construction, the school reconfigured the internal design of all learning areas to enhance educational opportunities and learning outcomes for students. The addition of partitioning, using glass and gyprock, allowed for the retention of an open and connected space, whilst reducing impactful noise disruption throughout the neighbourhoods.

The impact of the works has been significant not only for teaching and learning but also for community interest in the school. An uptake in school tour numbers in 2024 manifested in increased enrolment projections for 2025 and beyond. Consequently, the Board engaged SMFA to update our Master Plan in response and the resulting document will guide development at McAuley for the next decade.


Enrolment numbers for 2024 increased from the previous year, with R-2 year levels high and projected to increase, which is a positive sign for the future.

2024	Reception	Year 1	Year 2	Year 3	Year 4	Year 5	Year 6	TOTAL
Students as of August	74	68	75	54	55	56	53	435
Total	74	69 + 1 T4	76 + 1 T4	54	55	56	53	Semester 2 – 437



## Staff Composition

In 2024 there were 59 staff, 9 males and 50 females. No staff identified as Aboriginal or Torres Strait Islander.



McAuley continued its partnership with AERO (Australian Education Research Organisation) in 2024. In collaboration with Dylan Evans, school leadership planned and implemented a Numeracy Program designed around Explicit Instruction. One of only two Catholic Schools in South Australia to be invited into the project, we were very fortunate and certainly benefitted both in improved student outcomes and teacher professional development.



## NAPLAN Results

Year Level	Reading	Writing	Spelling	Grammar	Numeracy
3	428	431	412	433	416
5	475	490	486	484	464



In 2024 the staff engaged with Positive Partnerships. This program is to inform, reflect and consequently implement changes to improve our inclusive practices and partnerships with children who are Autistic. The program required us to deeply reflect on our practice, review our data and use this to guide how we offer adjustments and create connections. We were the only school in SA who have access to this program in 2024.

I would like to acknowledge the wonderful work of the Parents and Friends Committee throughout the year. This band of brilliant volunteers coordinated several significant events, raising funds for school improvements, the most notable of which was the new grassed area and adjoining basketball rings. This work has made a huge impact on the space aesthetically and functionally.



Our McAuley Community Care Group continued its long tradition of caring for families within our community. This dedicated group consisting of both staff and parents co-ordinated support and practical assistance for members of the school community in times of need. At the end of 2024, Emily Bowden stood down as Chairperson, her contribution and leadership cannot be overstated. On behalf of all, I thank Emily for her tireless work to support others in our school community.

During the year, we said goodbye to Lilli Ragless and her departure as Canteen Manager prompted a review of the canteen operation. The canteen was outsourced in 2024, with two local businesses providing lunch during the week.

We also said thank you and goodbye to: Sally Jarvis, Catherine Key, Jacinta Wild and Elisa Lawrie, along with Charlotte Forbes and Stephanie Hughs, who went on maternity leave during the year. Lisa McCormick accepted acting positions in Term 3 and went on leave in Term 4. At the conclusion of 2024, we farewelled Nicole Tropeano, Madi Short and Michelle Carter. During the year we welcomed Tess Corcoran, Bridget Tester and Rebecca Lange.

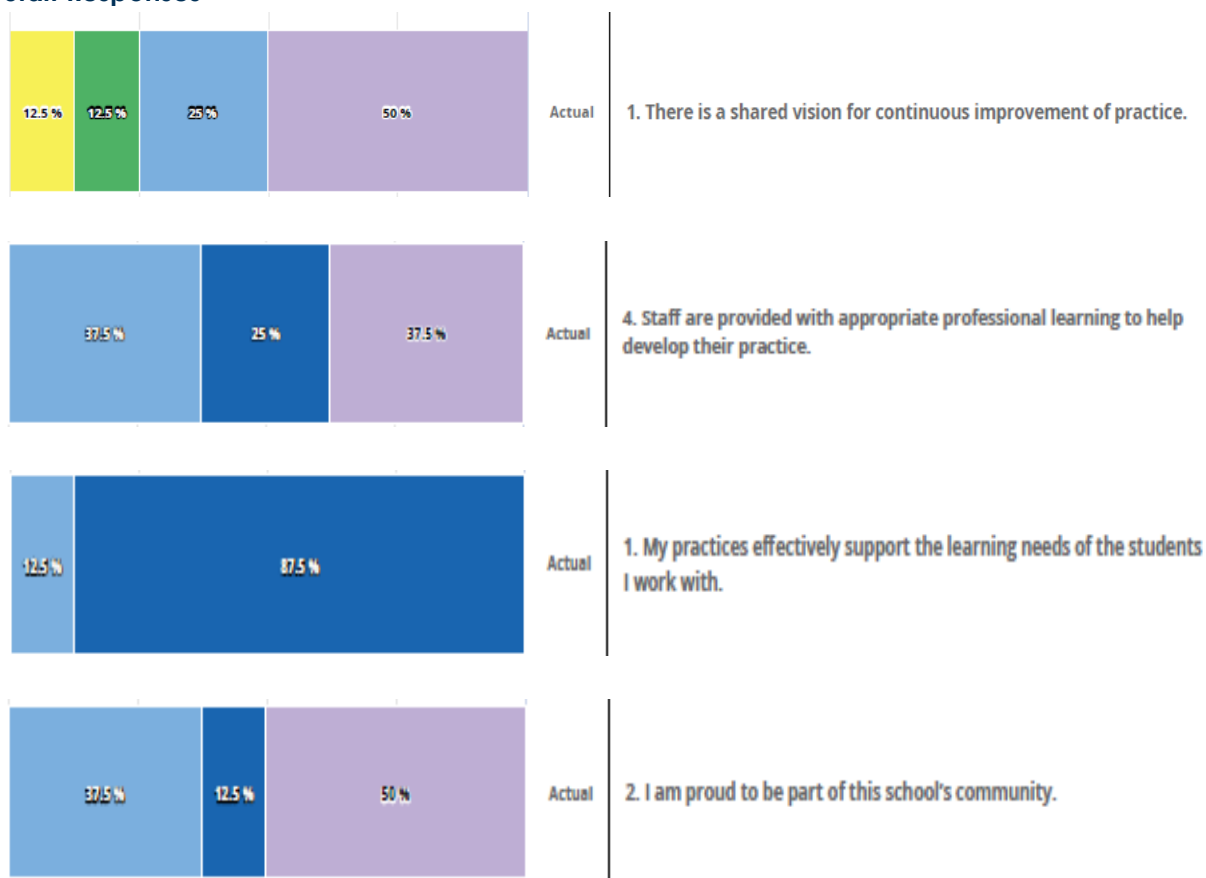
## 2024 Attendance Data

School Name				Campus			Attendance Year			Year Level			
McAuley Community School				Mcauley Community School - Hove			2024			Multiple selections			

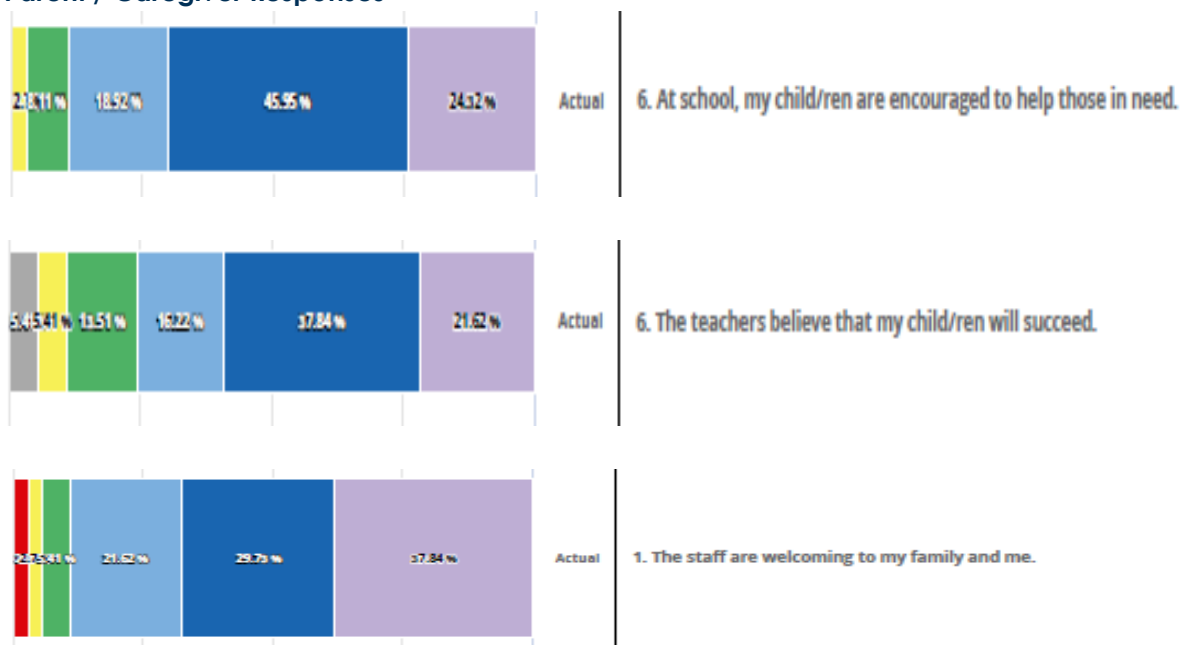
Term	1			2			3			4			Total
Year Level	F	M	Total	F	M	Total	F	M	Total	F	M	Total	
Reception	95.3%	94.4%	94.9%	92.4%	93.0%	92.7%	92.1%	92.5%	92.3%	90.1%	87.7%	89.0%	92.1%
Year 1	93.7%	92.8%	93.2%	92.4%	91.9%	92.2%	90.4%	89.2%	89.8%	90.7%	91.0%	90.8%	91.5%
Year 2	95.0%	95.4%	95.2%	91.3%	91.0%	91.2%	90.8%	91.3%	91.0%	91.8%	92.0%	91.9%	92.3%
Year 3	89.8%	92.4%	91.4%	87.6%	88.4%	88.1%	91.1%	90.8%	90.9%	87.9%	91.1%	89.9%	90.1%
Year 4	94.8%	91.8%	93.0%	89.3%	89.5%	89.4%	94.3%	86.8%	90.1%	91.0%	88.6%	89.7%	90.6%
Year 5	92.0%	94.7%	93.1%	86.1%	90.0%	87.8%	91.0%	87.4%	89.5%	90.8%	92.7%	91.6%	90.5%
Year 6	91.6%	92.9%	92.5%	84.2%	89.2%	87.6%	86.9%	88.5%	87.9%	90.4%	89.2%	89.6%	89.4%
Total	93.5%	93.4%	93.4%	89.7%	90.3%	90.0%	91.1%	89.6%	90.3%	90.6%	90.2%	90.4%	91.1%

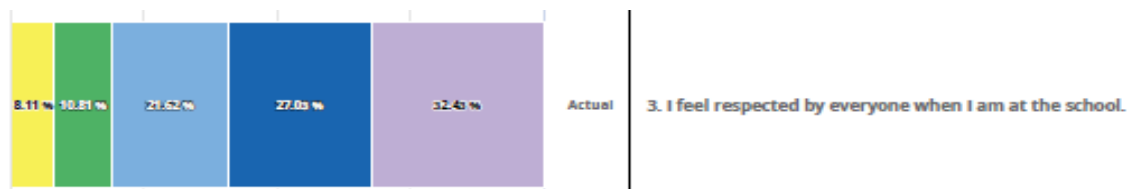
## School Satisfaction Survey Results

### Staff Responses



### Parent / Caregiver Responses

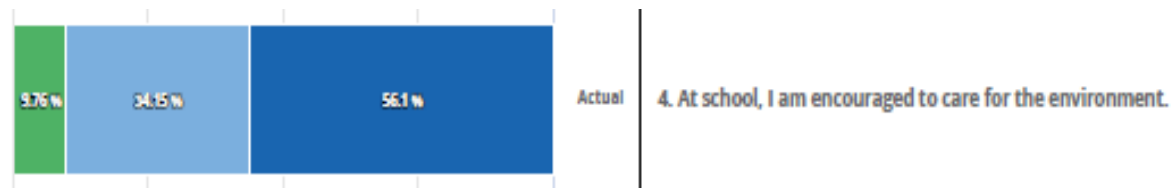


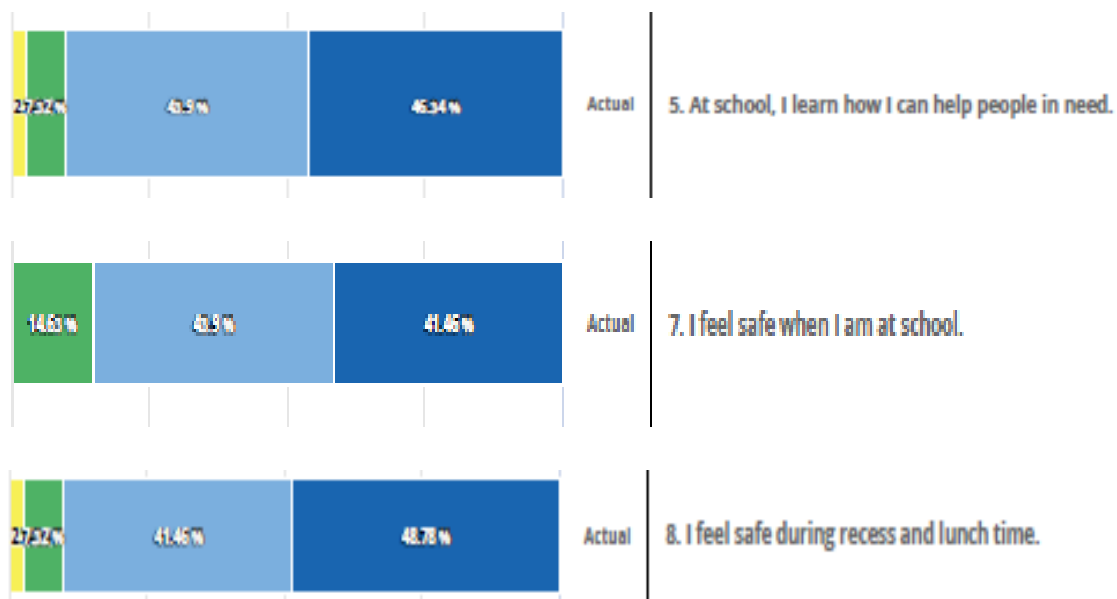


### Student Responses: Years 2, 3 & 4



### Student Response: Years 5 & 6





### Summary of Responses

The Surveys of the school community administered in August 2024 revealed that McAuley is a welcoming school community.

Students felt that their teachers wanted them to do their best and that they felt safe during break times.

The majority of parents felt respected, and that they trusted the teachers to see success for their children.

Staff felt they were a part of a shared vision, were supported in their development and were confident in their practices.





## **SCHOOL FINANCES**

### **Overview**

The McAuley Community School finances are in a strong position as at the end of the 2024 year. The school recorded its first surplus result since opening, with a surplus of \$1,165,674. This includes the Capital Grant income of \$1,150,000, therefore an operating surplus of \$15,673 is recorded. Both Government Grants received and school fee income are lower than the previous year due to the marginally lower enrolled students.

The school invested in 34 laptops, 55 additional iPads, and replaced two projectors in the performing arts space. Further capital expenditure was required for our facilities including the purchase of a ride on mower, which in turn eliminated the use of a contractor for mowing the oval, and additional pinboards for the stairwells.

### **Funding**

In 2024 we started the year with 418 students. This together with the mid-year Reception intake and a several students commencing across other year levels the total student numbers at census time was 435. Australian and State Government funding is directly related to student numbers as at the Census in August and for the first time that we did not receive funding for the Reception students who commenced [in Term 3](#).

### **Tuition Fee Income**

McAuley Community School invoiced \$1,863,508 (2023: \$1,639,105) of school fees net of discounts.

Our 2024 fee structure remained unchanged:

Rec to Yr 4: \$4,750 per student

Yr 5 to 6: \$5,800 per student

To assist affordability of Catholic Education, our school fees have remained the same since 2020. The school continues to provide fee support to families who are impacted by financial hardship or on a low income.

### **Other Income**

The 2024 year included a significant increase in other income due to reimbursement of leadership salaries due to secondments at other schools, Centrelink and CESA Paid Parental Leave, Sick Leave Reimbursement and Long Service Leave payments.

### **Expenditure**

Throughout the year expenditure is closely monitored to ensure that the resources and opportunities afforded to the students are delivering positive educational outcomes and experiences. Significant savings were made compared to the previous year in relation to personnel expenditure with improved efficiency strategies implemented regarding the use of relief teachers. There was an increase in administration expenditure in 2024 which largely relates to depreciation and an increase in the school's insurance. The trading activities of the school relate to the OSHC service which continues to be financially viable, with the canteen ceasing operations at the end of April 2024.

Key financial achievements in 2024 relate to the internal building works which commenced and were completed ahead of schedule. All payments relating to the project were paid in the 2024 year. This included all architect and consultant expenditure as well as the construction.

## Revenue and Expenditure Statement 2024 (incl. Prior Year) \*\*

		2024	2023
<b>Enrolments</b>		<b>435</b>	<b>438</b>
		\$	\$
Recurrent Income	Commonwealth Govt Grants	4,125,222	4,137,428
	Fee Income	1,770,299	1,828,228
	State Govt Grants	2,389,962	1,241,854
	Other Income	604,197	309,169
		<b>8,889,680</b>	<b>7,516,676</b>
Tuition Expenditure	Classroom, Faculty, Department	389,955	452,574
	Classroom Staff Salaries	4,564,429	4,909,865
	Other Teaching	17,711	99,597
		<b>4,972,095</b>	<b>5,462,036</b>
Administration Exp	Depreciation & Assets	1,009,996	916,347
	Loan Interest	86,855	83,428
	CESA Levies	421,176	393,140
	Administration Salaries	534,215	525,137
	Grounds, Rates & Utilities	454,828	454,998
	Other Administration	288,224	148,203
		<b>2,795,294</b>	<b>2,521,247</b>
Trading Activities	Income	607,305	541,418
	Expenditure	563,922	527,417
		<b>43,384</b>	<b>14,001</b>
<b>Surplus/(Deficit)</b>		<b>1,165,674</b>	<b>(459,606)</b>

\*\* Unaudited inclusive of accruals as required